

One-touch fittings—tube-tube type





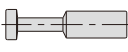





Ordering code

Same diameter type fittings

NPE 1/4





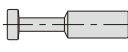



① ②

① Model	
NPM: Bulkhead union 	NPE: Union tee 
NPLM: Bulkhead male elbow 	NPY: Union "Y" 
NPP: Plug 	NPV: Union elbow 
NPZ: Cross 	NPU: Straight union 

② Port size
5/32: $\Phi 5/32"$
1/4: $\Phi 1/4"$
5/16: $\Phi 5/16"$
3/8: $\Phi 3/8"$
1/2: $\Phi 1/2"$

PE 6

① ②





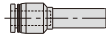

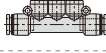


① Model	
PM: Bulkhead union 	PE: Union tee 
PLM: Bulkhead male elbow 	PY: Union "Y" 
PP: Plug 	PV: Union elbow 
PZ: Cross 	PU: Straight union 

② Port size
4: $\Phi 4\text{mm}$
6: $\Phi 6\text{mm}$
8: $\Phi 8\text{mm}$
10: $\Phi 10\text{mm}$
12: $\Phi 12\text{mm}$

Different diameter type fittings

NPG 1/4 - 5/32

① ② ③










① Model	
NPG: Different diameter straight 	NPZG: Different diameter cross 
NPEW: Different diameter tee 	NPYW: Different diameter union "Y" 
NPGJ: Plug-in reducer 	NPEG: Different diameter tee 
NPKG: Reducer triple branch union 	NPHK: Universal reducer triple branch union 
NPHD: Universal reducer four branch union 	

② Port size
1/4: $\Phi 1/4"$
5/16: $\Phi 5/16"$
3/8: $\Phi 3/8"$
1/2: $\Phi 1/2"$

③ Port size
5/32: $\Phi 5/32"$
1/4: $\Phi 1/4"$
5/16: $\Phi 5/16"$
3/8: $\Phi 3/8"$

PEG 6 - 4

① ② ③

① Model	
PG: Different diameter straight 	PZG: Different diameter cross 
PEW: Different diameter tee 	PYW: Different diameter union "Y" 
PGJ: Plug-in reducer 	PEG: Different diameter tee 
PKG: Reducer triple branch union 	PHK: Universal reducer triple branch union 
PHD: Universal reducer four branch union 	

② Port size
4: $\Phi 4\text{mm}$
6: $\Phi 6\text{mm}$
8: $\Phi 8\text{mm}$
10: $\Phi 10\text{mm}$
12: $\Phi 12\text{mm}$

③ Port size
4: $\Phi 4\text{mm}$
6: $\Phi 6\text{mm}$
8: $\Phi 8\text{mm}$
10: $\Phi 10\text{mm}$

One-touch fittings—tube-tube type

Table for interface port and tube O.D.

Product series	Port size				
	Φ5/32"	Φ1/4"	Φ5/16"	Φ3/8"	Φ1/2"
NPE, NPY, NPV, NPU NPM, NPLM, NPP, NPZ	•	•	•	•	•

Product series	Port size				
	Φ4	Φ6	Φ8	Φ10	Φ12
PE, PY, PV, PU PM, PLM, PP, PZ	•	•	•	•	•

Product series	Port size I	Port size II			
		Φ5/32"	Φ1/4"	Φ5/16"	Φ3/8"
NPG NPGJ	Φ1/4"	•			
	Φ5/16"		•		
	Φ3/8"		•	•	
	Φ1/2"			•	•
NPEG NPEW NPYW	Φ1/4"	•			
	Φ5/16"		•		
	Φ3/8"			•	
	Φ1/2"			•	•
NPZG	Φ1/4"	•			
	Φ5/16"		•		
	Φ3/8"			•	
	Φ1/2"				•
NPKG	Φ1/4"	•			
	Φ5/16"		•		
	Φ3/8"			•	
NPHK NPHD	Φ5/16"		•		
	Φ3/8"			•	

Product series	Port size I	Port size II			
		Φ4	Φ6	Φ8	Φ10
PG PGJ	Φ4				
	Φ6	•			
	Φ8	•	•		
	Φ10		•	•	
	Φ12			•	•
PEG PEW PYW	Φ4				
	Φ6	•			
	Φ8		•		
	Φ10			•	
PZG	Φ4				
	Φ6	•			
	Φ8		•		
	Φ10			•	
PKG	Φ4				
	Φ6	•			
	Φ8		•		
	Φ10			•	
PHK PHD	Φ4				
	Φ6				
	Φ8		•		
	Φ10			•	
	Φ12				

Specification

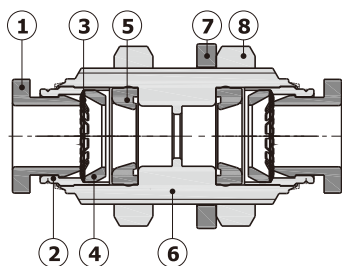
Operating pressure range	0~145psi(0~1.0MPa)
Negative pressure	10Torr(-750mmHg)
Proof pressure	215psi(1.5MPa)
Ambient and fluid temperature	-5~160°F(-20~70°C)
Applicable tubing	Soft nylon or polyurethane

Product feature

1. Variable models can be widely used in every kind of pneumatic systems.
2. High circulation performance: bear the same flow with the volume of the tubing inside diameter.
3. Connect tubing easily and conveniently.
The tubing connection portion is safe and durable.

Inner structure

NPM,PM Series



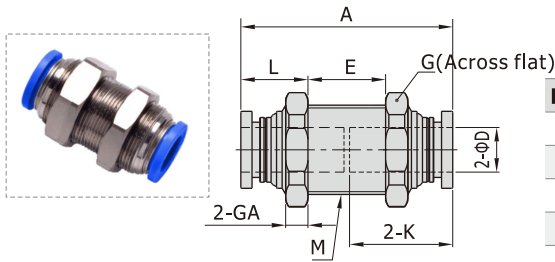
No.	Item
1	Release button
2	Guide
3	Spring gasket
4	Chuck
5	O-ring
6	Body
7	Rubber washer
8	Nut

Accessories—One-Touch Fittings

One-touch fittings—tube-tube type

Dimensions

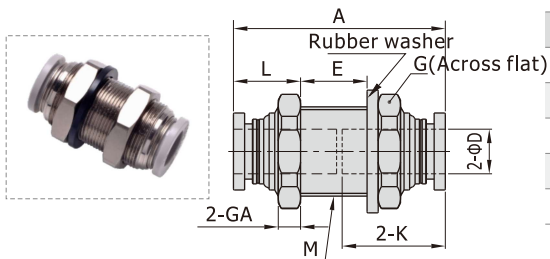
NPM Series



[Unit: inch]

Model\Item	ΦD	M	A	K	L	E	G	GA	Weight(g)
NPM5/32	5/32	1/2-20 UNF	1.08	0.53	0.37	0.28	9/16	0.22	6.2
NPM1/4	1/4	9/16-18 UNF	1.34	0.65	0.41	0.43	11/16	0.22	9.5
NPM5/16	5/16	5/8-18 UNF	1.50	0.73	0.49	0.43	3/4	0.22	15.7
NPM3/8	3/8	7/8-14 UNF	1.69	0.83	0.49	0.63	1	0.28	22.5
NPM1/2	1/2	7/8-14 UNF	1.83	0.91	0.53	0.69	1	0.28	29.5

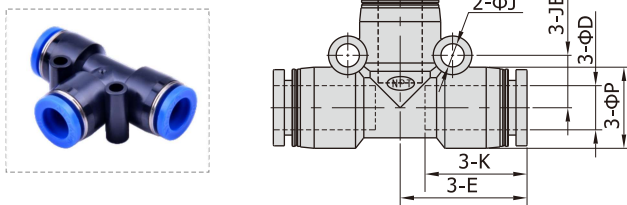
PM Series



[Unit: mm]

Model\Item	ΦD	M	A	K	L	E	G	GA	Weight(g)
PM4	4	M12X1	29	14	10	7	14	4	6.2
PM6	6	M14X1	34	16.5	10.5	11	17	4	9.5
PM8	8	M16X1	38	18.5	11.5	13	19	4	15.7
PM10	10	M20X1	43	21	12.5	16	24	5	22.5
PM12	12	M22X1	46.5	23	13.5	17.5	27	6	29.5

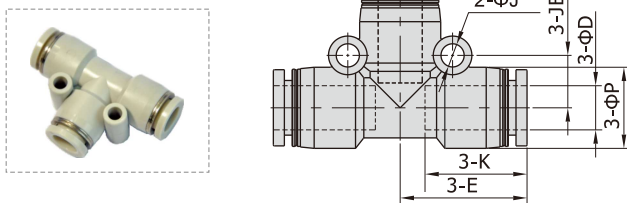
NPE Series



[Unit: inch]

Model\Item	ΦD	ΦP	K	E	ΦJ	JB	Weight(g)
NPE5/32	5/32	0.35	0.53	0.63	0.13	0.26	3.1
NPE1/4	1/4	0.49	0.65	0.79	0.13	0.31	6.1
NPE5/16	5/16	0.59	0.73	0.91	0.17	0.37	8.8
NPE3/8	3/8	0.71	0.83	1.04	0.17	0.43	13.8
NPE1/2	1/2	0.83	0.91	1.18	0.17	0.51	21.0

PE Series

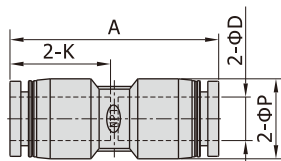


[Unit: mm]

Model\Item	ΦD	ΦP	K	E	ΦJ	JB	Weight(g)
PE4	4	9	14	17	3.2	6.5	3.1
PE6	6	12.5	16.5	20	3.2	8	6.1
PE8	8	15	18.5	23	4.3	9.5	8.8
PE10	10	18	21	26.5	4.3	11	13.8
PE12	12	21	23	30	4.3	13	21

One-touch fittings—tube-tube type

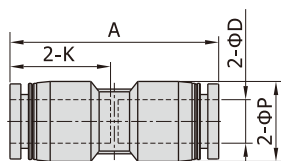
NPU Series



[Unit: inch]

Model\Item	ΦD	ΦP	K	A	Weight(g)
NPU5/32	5/32	0.35	0.53	1.08	1.7
NPU1/4	1/4	0.49	0.65	1.34	3.6
NPU5/16	5/16	0.59	0.73	1.52	5.0
NPU3/8	3/8	0.71	0.83	1.69	8.1
NPU1/2	1/2	0.83	0.91	1.85	12.0

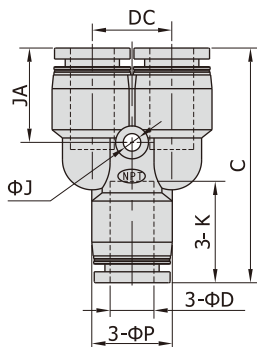
PU Series



[Unit: mm]

Model\Item	ΦD	ΦP	K	A	Weight(g)
PU4	4	9	14	29.5	1.7
PU6	6	12.5	16.5	34	3.6
PU8	8	15	18.5	38.5	5
PU10	10	18	21	43	8.1
PU12	12	21	23	47	12

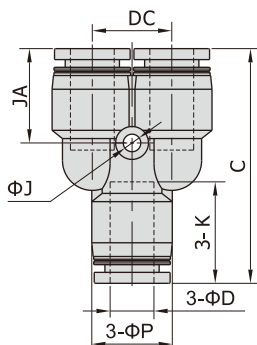
NPY Series



[Unit: inch]

Model\Item	ΦD	ΦP	C	K	ΦJ	JA	DC	Weight(g)
NPY5/32	5/32	0.35	1.16	0.53	0.13	0.47	0.39	3.0
NPY1/4	1/4	0.49	1.46	0.65	0.13	0.61	0.47	6.0
NPY5/16	5/16	0.59	1.67	0.73	0.13	0.67	0.57	8.6
NPY3/8	3/8	0.71	1.91	0.83	0.17	0.77	0.71	14.0
NPY1/2	1/2	0.83	2.15	0.91	0.17	0.83	0.81	21.2

PY Series



[Unit: mm]

Model\Item	ΦD	ΦP	C	K	ΦJ	JA	DC	Weight(g)
PY4	4	9	31.5	14	3.2	13	10	3
PY6	6	12.5	37	16.5	3.2	15.5	12	6
PY8	8	15	42.5	18.5	3.2	17	14.5	8.6
PY10	10	18	48.5	21	4.3	19.5	18	14
PY12	12	21	54.5	23	4.3	21	20.5	21.2