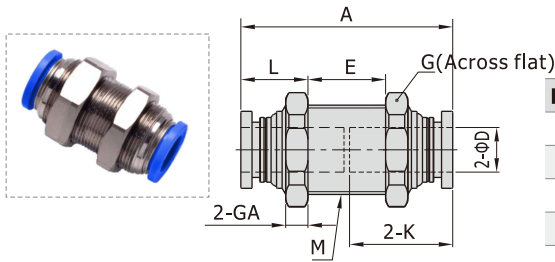


Accessories—One-Touch Fittings

One-touch fittings—tube-tube type

Dimensions

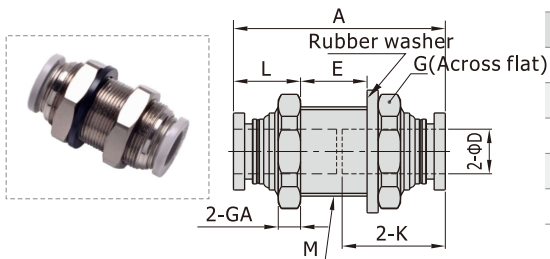
NPM Series



[Unit: inch]

Model\Item	ΦD	M	A	K	L	E	G	GA	Weight(g)
NPM5/32	5/32	1/2-20 UNF	1.08	0.53	0.37	0.28	9/16	0.22	6.2
NPM1/4	1/4	9/16-18 UNF	1.34	0.65	0.41	0.43	11/16	0.22	9.5
NPM5/16	5/16	5/8-18 UNF	1.50	0.73	0.49	0.43	3/4	0.22	15.7
NPM3/8	3/8	7/8-14 UNF	1.69	0.83	0.49	0.63	1	0.28	22.5
NPM1/2	1/2	7/8-14 UNF	1.83	0.91	0.53	0.69	1	0.28	29.5

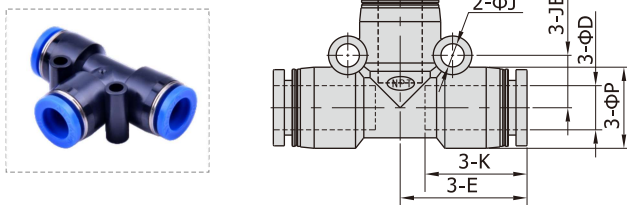
PM Series



[Unit: mm]

Model\Item	ΦD	M	A	K	L	E	G	GA	Weight(g)
PM4	4	M12X1	29	14	10	7	14	4	6.2
PM6	6	M14X1	34	16.5	10.5	11	17	4	9.5
PM8	8	M16X1	38	18.5	11.5	13	19	4	15.7
PM10	10	M20X1	43	21	12.5	16	24	5	22.5
PM12	12	M22X1	46.5	23	13.5	17.5	27	6	29.5

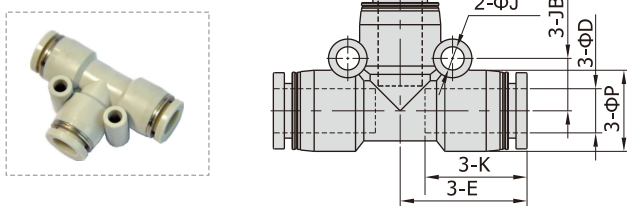
NPE Series



[Unit: inch]

Model\Item	ΦD	ΦP	K	E	ΦJ	JB	Weight(g)
NPE5/32	5/32	0.35	0.53	0.63	0.13	0.26	3.1
NPE1/4	1/4	0.49	0.65	0.79	0.13	0.31	6.1
NPE5/16	5/16	0.59	0.73	0.91	0.17	0.37	8.8
NPE3/8	3/8	0.71	0.83	1.04	0.17	0.43	13.8
NPE1/2	1/2	0.83	0.91	1.18	0.17	0.51	21.0

PE Series



[Unit: mm]

Model\Item	ΦD	ΦP	K	E	ΦJ	JB	Weight(g)
PE4	4	9	14	17	3.2	6.5	3.1
PE6	6	12.5	16.5	20	3.2	8	6.1
PE8	8	15	18.5	23	4.3	9.5	8.8
PE10	10	18	21	26.5	4.3	11	13.8
PE12	12	21	23	30	4.3	13	21